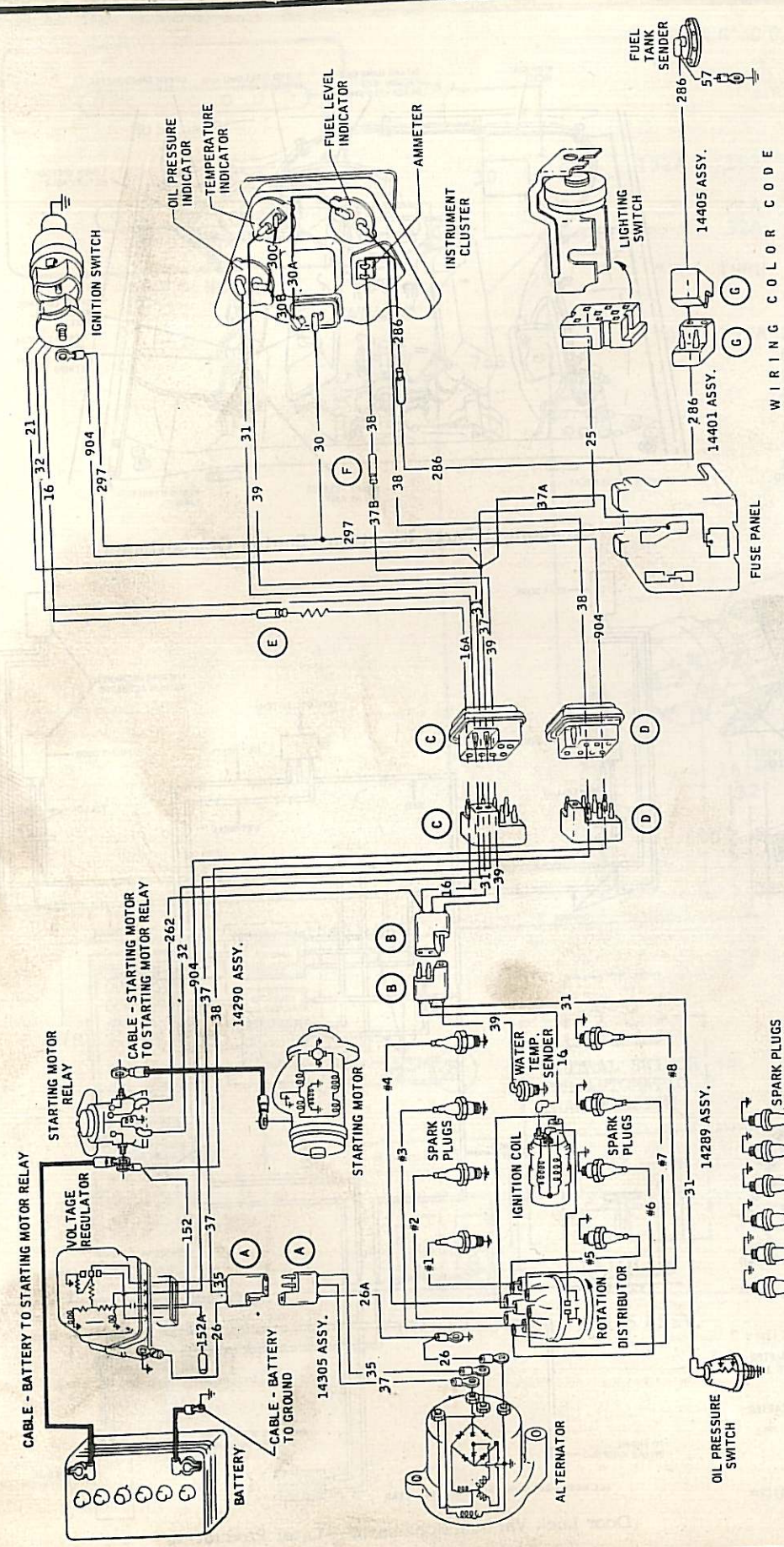
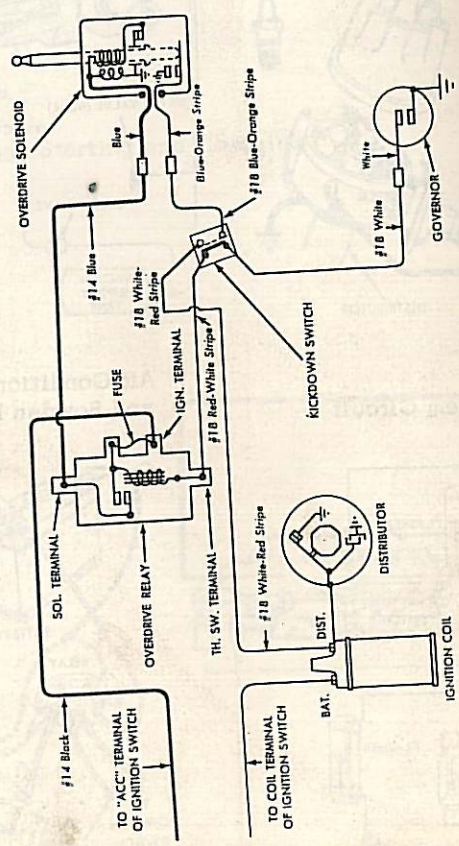


A. E. A. Tune-Up System - WIRING DIAGRAM

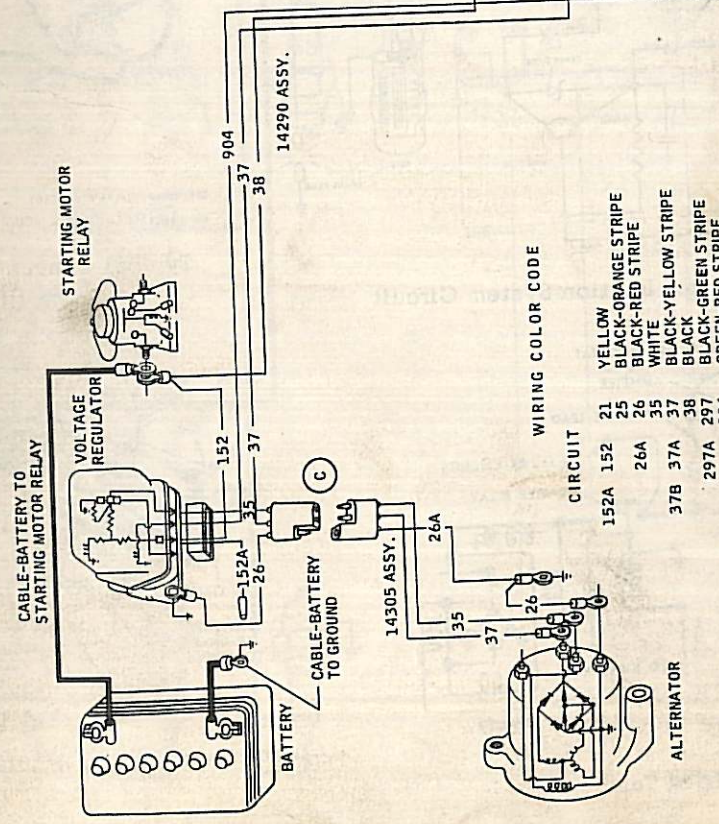


- WIRING COLOR CODE
- CIRCUIT
- |             |                      |     |                     |
|-------------|----------------------|-----|---------------------|
| 16          | RED-GREEN STRIPE     | 35  | WHITE               |
| 16A         | PINK (RESISTOR WIRE) | 37  | BLACK-YELLOW STRIPE |
| 21          | YELLOW               | 37A | BLACK               |
| 25          | BLACK-ORANGE STRIPE  | 38  | RED-WHITE STRIPE    |
| 26          | BLACK-RED STRIPE     | 39  | BROWN               |
| 26A         | BLACK-GREEN STRIPE   | 40  | ORANGE              |
| 26A THRU 30 | BLACK-RED STRIPE     | 42  | GREEN               |
| 31          | WHITE-RED STRIPE     | 42  | BLUE-YELLOW STRIPE  |
| 32          | RED-BLUE STRIPE      | 42  | SPLICE              |
|             |                      | 42  | GROUND              |

Bronco Ignition, Starting, Charging and Gauges



Overdrive Electrical System



- WIRING COLOR CODE
- CIRCUIT
- |      |     |    |                     |
|------|-----|----|---------------------|
| 152A | 152 | 21 | YELLOW              |
| 26A  | 26  | 25 | BLACK-ORANGE STRIPE |
| 37B  | 37A | 35 | BLACK-RED STRIPE    |
| 297A | 297 | 37 | WHITE               |
|      |     | 38 | BLACK-YELLOW STRIPE |
|      |     | 40 | ORANGE              |
|      |     | 42 | GREEN               |
|      |     | 42 | BLUE-YELLOW STRIPE  |
|      |     | 42 | SPLICE              |
|      |     | 42 | GROUND              |

Bronco Power and Charging 55-Ampere Alternator